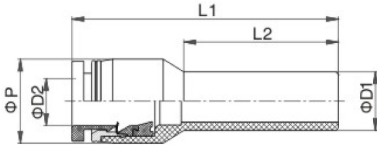


EPGJ



EPGJ
插杆異徑直通



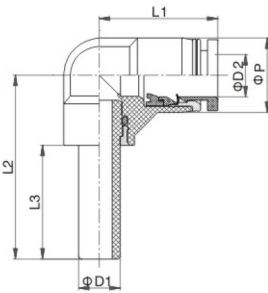
公制 Metric-BSPT(R)

型號 Model	ΦD1	ΦD2	L1	L2	ΦP
EPGJ6-4	6	4	35	19	11
EPGJ8-4	8	4	35	21.5	11
EPGJ8-6	8	6	39.5	21.5	13
EPGJ10-6	10	6	38.5	23.5	13
EPGJ10-8	10	8	43.5	23.5	14.5
EPGJ12-6	12	6	40	26.5	13
EPGJ12-8	12	8	43.5	26.5	14.5
EPGJ12-10	12	10	49	26.5	18.5
EPGJ1/4-5/32	1/4	5/32	35	19	11
EPGJ5/16-5/32	5/16	5/32	35	21.5	11
EPGJ5/16-1/4	5/16	1/4	39.5	21.5	13
EPGJ3/8-1/4	3/8	1/4	38.5	23.5	13
EPGJ3/8-5/16	3/8	5/16	43.5	23.5	14.5
EPGJ1/2-1/4	1/2	1/4	40	26.5	13
EPGJ1/2-5/16	1/2	5/16	43.5	26.5	14.5
EPGJ1/2-3/8	1/2	3/8	49	26.5	18.5

EPLJ



EPLJ
插杆直角彎頭



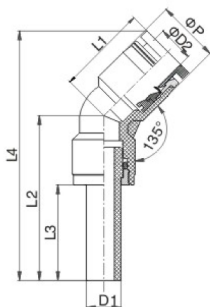
公制 Metric-BSPT(R)

型號 Model	ΦD1	ΦD2	L1	L2	L3	ΦP
EPLJ4	4	4	18.5	28.5	18.5	11
EPLJ6-4	6	4	18.5	29	19	11
EPLJ6	6	6	19.5	30	19	13
EPLJ8-6	8	6	22.5	35.5	22	14.5
EPLJ8	8	8	23	35.5	22	14.5
EPLJ10-8	10	8	26.5	39	23.5	18.5
EPLJ10	10	10	27	39	23.5	18.5
EPLJ12-10	12	10	27	42	26.5	18.5
EPLJ12	12	12	29.5	42.5	26.5	21
EPLJ5/32	5/32	5/32	18.5	28.5	18.5	11
EPLJ1/4-5/32	1/4	5/32	18.5	29	19	11
EPLJ1/4-3/16	1/4	3/16	18.5	29	19	11
EPLJ1/4	1/4	1/4	19.5	30	19	13
EPLJ5/16-1/4	5/16	1/4	22.5	35.5	22	14.5
EPLJ5/16	5/16	5/16	23	35.5	22	14.5
EPLJ3/8-5/16	3/8	5/16	26.5	39	23.5	18.5
EPLJ3/8	3/8	3/8	27	39	23.5	18.5
EPLJ1/2-3/8	1/2	3/8	27	42	26.5	18.5
EPLJ1/2	1/2	1/2	29.5	42.5	26.5	21

EPLJ-130°



EPLJ-130°
插杆彎頭



公制 Metric-BSPT(R)

型號 Model	ΦD1	ΦD2	ΦP	L1	L2	L3	L4
EPLJ-130° 4	4	4	11	16.5	29	18.5	44
EPLJ-130° 6-4	6	4	11	16.5	29.5	19	44.5
EPLJ-130° 6	6	6	13	17.5	32	19	48.5
EPLJ-130° 8-6	8	6	14.5	20	38	22	56
EPLJ-130° 8	8	8	14.5	21	38	22	57.5
EPLJ-130° 10-8	10	8	18.5	23	42	23.5	63
EPLJ-130° 10	10	10	18.5	24	42	23.5	64.5
EPLJ-130° 12-10	12	10	18.5	24	45	26.5	67.5
EPLJ-130° 12	12	12	21	26	47	26.5	72
EPLJ-130° 5/32	5/32	5/32	11	16.5	29	18.5	44
EPLJ-130° 1/4-5/32	1/4	5/32	11	16.5	29.5	19	44.5
EPLJ-130° 1/4	1/4	1/4	13	17.5	32	19	48.5
EPLJ-130° 5/16-1/4	5/16	1/4	14.5	20	38	22	56
EPLJ-130° 5/16	5/16	5/16	14.5	21	38	22	57.5
EPLJ-130° 3/8-5/16	3/8	5/16	18.5	23	42	23.5	63
EPLJ-130° 3/8	3/8	3/8	18.5	24	42	23.5	64.5
EPLJ-130° 1/2-3/8	1/2	3/8	18.5	24	45	26.5	67.5
EPLJ-130° 1/2	1/2	1/2	21	26	47	26.5	72